





long



short



Sort the magic wands into long and short ones.

Is this magic wand long or short?

Which is long? Which is short?

Can you sort the magic wands into long and short ones?


Where does this magic wand go?



shortest



longest



Choose some magic wands. Which is the longest and which is the shortest?

Which magic wand is long? Which magic wand is short?


How can you tell?

Which is longest? Which is shortest?


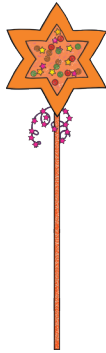
What helps you to be sure?




shorter



same length



longer



Choose a magic wand. Can you find a wand that is longer, a wand that is shorter and a wand of the same length?

Can you find a longer magic wand? Can you find a shorter wand?

Can you find a wand that is the same length?

How can you be sure?

Which of these magic wands are longer? Which is shorter?

twinkl.com

Questions to Extend and Deepen Understanding

While the children are completing the challenge, you may wish to ask them the following questions:

- Which is long and which is short?
- How can you tell?
- Can you describe this magic wand?
- How do you know which magic wand is longer?
- Can you point to a magic wand that is shorter?
- Which is the longest? Which is the shortest?
- How do you know these are the same length?
- What helps you to know?

twinkl.com

Challenge Set-Up Instructions

1. Print the [Wand Length Cards](#) and cut them out. You may wish to laminate them.
2. Display the three differentiated Chilli Challenges or the appropriate challenges for your children along with the cards for that level of challenge.
3. When working with the children, you may wish to use the suggested questions to extend and

deepen their understanding of the concept of exploring length.